

Rear-Mount HMI



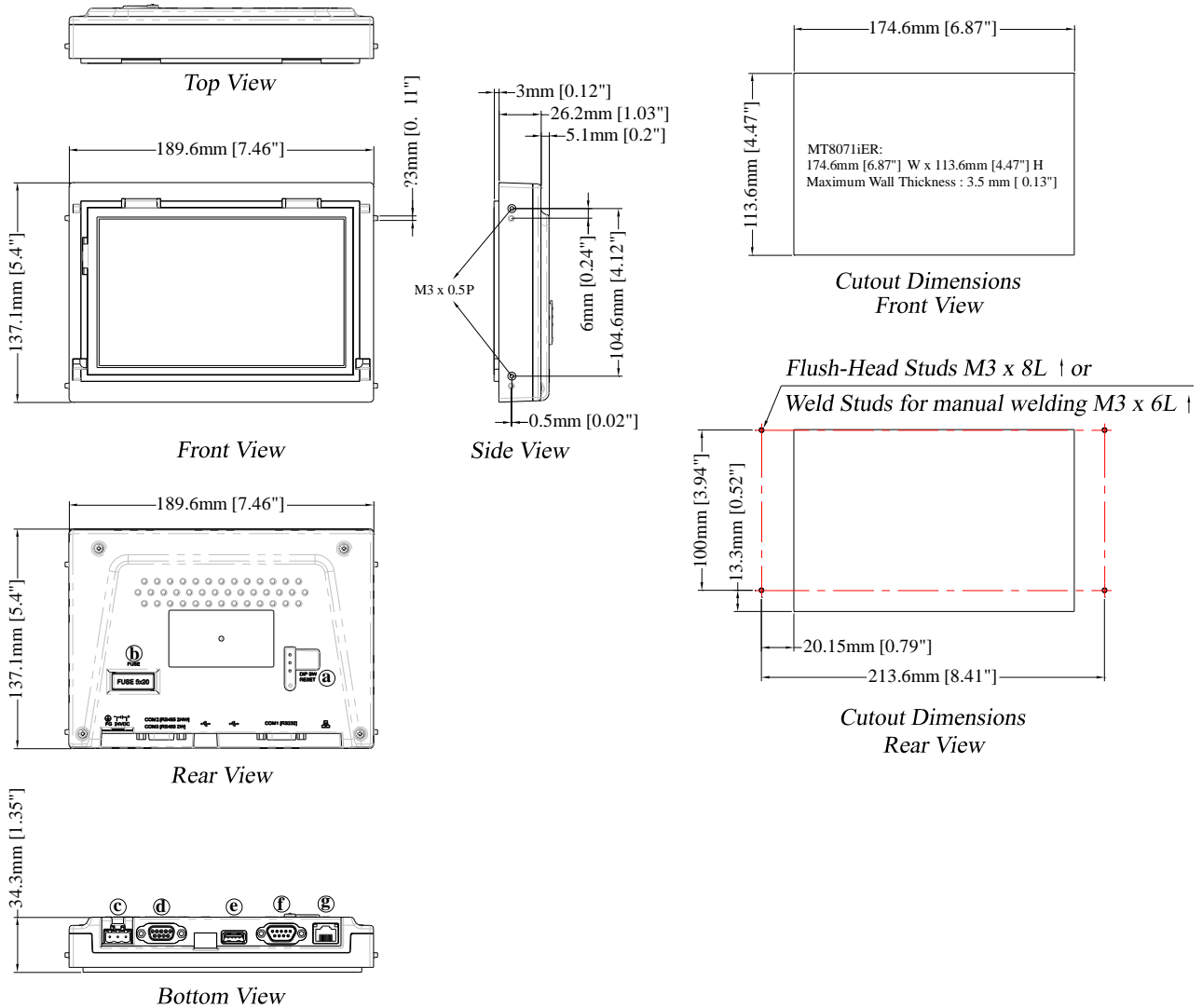
Feature

- 7" 800 x 480 TFT LCD, LED Backlight
- Highly flexible customized exterior design
- Easy installation in embedded application, the mounting brackets can fit different wall thicknesses
- Perfectly flush with control plate at front, dust-proof and waterproof flat cabinet
- Fan-less Cooling System
- COM2 and COM3 RS-485 support MPI 187.5K, please use one at one time
- PCB coating process ensures high reliability to resist from corrosion in harsh environment.
- Built-in Power Isolation
- NEMA4 / IP65 (With Proper Overlay Installed)

Display	Display	7" TFT
	Resolution	800 x 480
	Brightness (cd/m ²)	400
	Contrast Ratio	800:1
	Backlight Type	LED
	Backlight Life Time	>30,000 hrs.
	Colors	16.7M
	LCD Viewing Angle (T/B/L/R)	80/60/80/80
Touch Panel	Type	4-wire Resistive Type
	Accuracy	Active Area Length(X)±2%, Width(Y)±2%
Memory	Flash	128 MB
	RAM	128 MB
Processor		32-bit RISC 600MHz
I/O Port	SD Card Slot	N/A
	USB Host	USB 2.0 x 1
	USB Client	N/A
	Ethernet	10/100 Base-T x 1
	COM Port	COM1: RS-232, COM2: RS-485 2W/4W, COM3: RS-485 2W
	RS-485 Dual Isolation	N/A
	CAN Bus	N/A
	HDMI	N/A
	Audio Output	N/A
	Video Input	N/A
RTC		Built-in
Power	Input Power	24±20% VDC
	Power Isolation	Built-in
	Power Consumption	450mA@24VDC
	Voltage Resistance	500VAC (1 min.)
	Isolation Resistance	Exceed 50MΩ at 500VDC
	Vibration Endurance	10 to 25Hz (X, Y, Z direction 2G 30 minutes)
Specification	PCB Coating	Yes
	Enclosure	Plastic
	Dimensions WxHxD	189.6 x 137.1 x 34.3 mm
	Panel Cutout	174.6 mm x 113.6 mm
	Panel Thickness	1.5 mm [0.06"] ~ 3.5 mm [0.13"]
	Weight	Approx. 520 g
	Mount	Rear mount
Environment	Protection Structure	NEMA4 / IP65*
	Storage Temperature	-20° ~ 60°C (-4° ~ 140°F)
	Operating Temperature	0° ~ 50°C (32° ~ 122°F)
	Relative Humidity	10% ~ 90% (non-condensing)
Certificate	CE	CE marked
Software		EasyBuilder Pro V4.10.04 or later versions

*Note: Protection Structure IP65 can be expected if you affix the Overlay (optional) on the screen of the unit and the surroundings. Weintek does not guarantee the protective structure.
IP65: Dust tight, protected against water jets.

Dimensions



a	DIP SW	e	USB Host Port
b	Fuse	f	COM1 RS232
c	Power Connector	g	Ethernet Port
d	COM2 RS-485 2W/4W, COM3 RS-485 2W	h	

Ordering Information

MT8071iER1:
7" 800 x 480 TFT LCD HMI, Built-in 128 MB flash memory / 128 MB DDR2 RAM on board

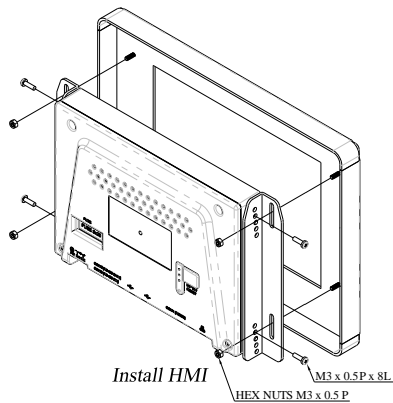
Pin Assignment: COM1 [RS232] 9 Pin, Male, D-sub

PIN#	COM1 [RS232]
1	
2	RxD
3	TxD
4	
5	GND
6	
7	RTS
8	CTS
9	

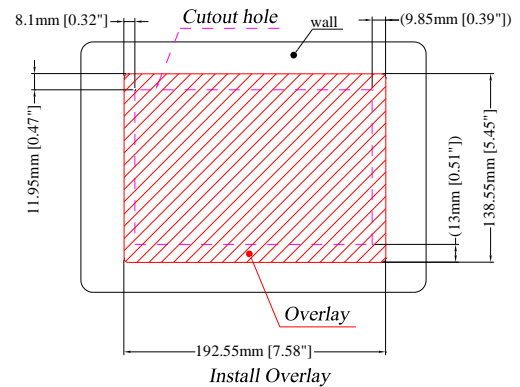
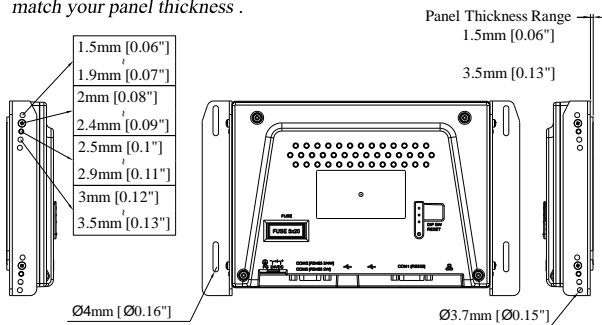
COM2 / COM3 [RS485] 9 Pin, Female, D-sub

PIN#	COM2 [RS485]		COM3 [RS485] 2W
	2W	4W	
1	Data-	Rx-	
2	Data+	Rx+	
3		Tx-	
4		Tx+	
5	GND		
6			Data-
7			
8			
9			Data+

Installation



Choose the mounting holes that match your panel thickness .



1. Around the cutout on the control cabinet, draw the reference lines for positioning the overlay (optional).
2. Select the mounting holes according to the wall thickness of control cabinet and secure the mounting brackets onto both sides of the HMI unit.
Wall Thickness: 1.5 mm [0.06"] ~ 3.5 mm [0.13"]
3. Secure the HMI to the cabinet by four studs.
4. Affix the overlay (optional) to the cabinet front surface.